

EDUQAS GCSE DRAMA FREQUENTLY ASKED QUESTIONS

• General Administration	2
• Component 1	3
• Component 2	6
• Component 3	9
• Resources	10

Please note: Although you may have been given a username and password for Portal from your Exams Officer you may not have been given access to the Resources section. If you cannot find any of the resources on Portal, please see your Exams Officer in the first instance.

GENERAL ADMINISTRATION

Where can I find the most recent grade boundaries?

The most recent grade boundaries can be found at the link below:

[Edugas GCSE 2024 grade boundaries](#)

Where can I find a breakdown of the marks for my candidates?

A breakdown of marks is only available for externally assessed units. These can be found on the [Portal](#) under Results > View/Print Item Level Data. Filter by level and year, then subject – click the arrows beneath the subject drop down box to see the next component. **NB item level data is only available for externally assessed components.**

Key Dates

The GCSE Drama Key Dates can be found under the tab Key Documents>Important Information heading at the link below:

[Edugas GCSE Drama Key Dates](#)

When do I need to make entries by?

Preliminary entries are to be made by 10th October and final entries by 21st February. Entries are made in the final year in which candidates are taking the qualification.

Are there any re-sit opportunities?

Yes. Candidates can retake any of the components and can carry forward the marks for the Non-Examination Assessment (NEA) components, i.e. Components 1 and 2, but Component 3 must be retaken if candidates wish to enter again for the qualification. For more information, please contact entries@edugas.co.uk

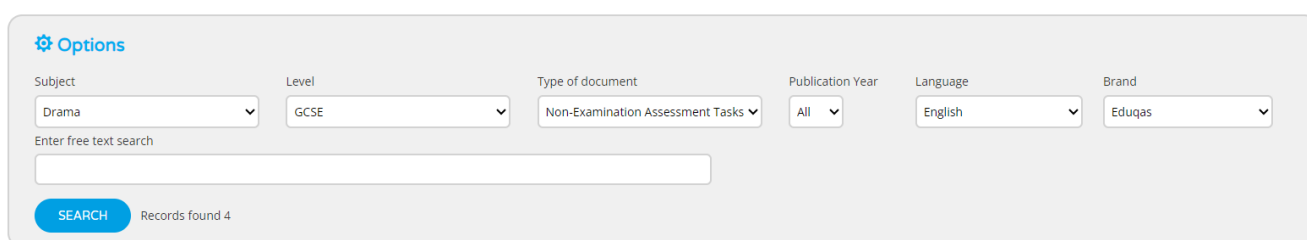
COMPONENT 1

Where can I find my Component 1 report?

This can be found on [Portal](#) under Internal Assessment > Internal Assessment Marks/Outcomes. Click on the drop down menu next to GCSE June and the relevant year; your moderator report will be listed next to Drama.

Where can I find the stimulus material for Component 1 and when will it be released?

This can be found on [Portal](#) under Resources>Non-Examination Assessment Tasks, then filter the boxes as below for the stimulus material for assessment and submission in 2025.



The screenshot shows a search interface with the following filters:

- Options** (gear icon)
- Subject:** Drama (dropdown menu)
- Level:** GCSE (dropdown menu)
- Type of document:** Non-Examination Assessment Tasks (dropdown menu)
- Publication Year:** All (dropdown menu)
- Language:** English (dropdown menu)
- Brand:** Eduqas (dropdown menu)
- Enter free text search:** (text input field)
- SEARCH** (button)
- Records found 4** (text)

The stimuli will be released during the first week of September each year.

Can candidates word process their evaluation?

Yes. The spelling and grammar check does not need to be disabled.

I have one candidate taking GCSE Drama – what are the options for taking Component 1?

It is possible to enter for GCSE Drama if you only have one candidate taking the qualification. For Component 1, as the minimum group size is two, the candidate can perform with a non-assessed candidate, or a teacher. If your candidate wishes to work as a designer, non-assessed performers will have to perform the devised piece so that the design can be assessed in performance.

Can candidates perform a monologue for assessment in 2024?

No, the group sizes and timings for Component 1 have returned to those outlined in the specification for assessment in 2025 (see page 8 of the specification).

One of my candidates is away from school unwell on the day of the Component 1 performance – what are our options?

The absent candidate can be substituted on the day with non-assessed candidate or teacher who can then read the part of the absent candidate.

Alternatively, the performance for the group can also be rescheduled if there is time, or the performance can take place a second time with the candidates performing for a second time performing as non-assessed candidates, and the returning candidate performing as an assessed candidate.

Please then complete a JCQ Form 10 which can be found at this link for all the candidates affected by the absence:

<https://www.jcq.org.uk/exams-office/access-arrangements-and-special-consideration/forms>

This form can then be e-mailed to:

specialrequirements@wjec.co.uk

What feedback can teachers provide for the practical and written work for Component 1?

Teachers may provide guidance and support to learners to ensure that they have a clear understanding of the requirements of the assessment, including the stimulus materials and marking grids.

Teachers may advise on the suitability of the choice of practitioner/genre in combination with the chosen stimulus.

Teachers may also advise on the suitability of the theatre/acting space, technical equipment, rehearsal schedules, health and safety and working practices.

Once work is underway, feedback must be limited to general advice about what needs to be improved. Teachers must not provide specific or detailed guidance on how to make these improvements, make creative decisions or direct.

Once the work is finished and the final assessment complete, no further amendments may be made to the work.

If candidates exceed the word limit for the portfolio are penalties applied? (For assessment in

Yes, if candidates exceed the word limit by 100 words a penalty is applicable (please see page 21 of the specification for details). No penalties are to be applied for work which is less than the required minimum.

If candidates exceed the time limit for the performance are penalties applied?

No penalties are to be applied for work which is less than the required minimum time. Furthermore, penalties will not be applied if the time limit has been exceeded, however the examiner will stop examining after the time limit has passed.

Can a Drama teacher be the invigilator for the Component 1 evaluation?

Yes, the candidates' Drama teacher can be the invigilator for the Component 1 evaluation.

When is the deadline for Component 1?

The Component 1 work must be uploaded to IAMIS by 24th March (please see the [e-submission page](#) for details).

How do I enter my marks for Component 1?

Marks are to be entered on [Portal](#) under Internal Assessment > Internal Assessment Marks/Outcomes. The system will be available at least 10 days before the deadline. Click on the drop-down box next to GCSE June 2025 and find Drama (your Exams Officer will need to give you access to this.) You will then find an 'Enter Marks' button next to Drama – click on this and you will find your candidates listed. When you have entered your marks, a 'Submit Marks and View Sample' button will appear – click on this and you will see the candidates listed whose work you need to upload. For further details, please refer to the guidance on the Eduqas webpage: [Internal assessment guide](#)

I have made a clerical error in submitting my marks – what should I do?

Once marks have been submitted via IAMIS they cannot be amended by the centre. If it is noticed that an incorrect mark has been submitted, centres must complete and submit the request form (available in the Internal Assessment guide for centres).

Where do I send my Component 1 work?

All work and relevant documentation must be uploaded electronically to IAMIS. Your Exams Officer will be able to access a circular nearer the time which contains instructions about using IAMIS. All the written work, cover sheets, programme proforma and approval form should be uploaded along with the practical work. Guidance is also available via our website, including a step-by-step video guide <https://www.eduqas.co.uk/home/administration/e-submission/>

What should I do if there is an error when I have uploaded work for moderation?

If the files do not appear or you have made a mistake and chosen the wrong folder / file, then please contact e-submission@eduqas.co.uk

What format should the recording of our Component 1 exam be in?

Files should be in MP4 format and up to a maximum size of 600MB. Instructions on how to resize files can be found on the [e-submission page](#)

How do I request an extension to the deadline for Component 1?

Extensions can be requested by e-mailing drama@eduqas.co.uk

Can the coversheets be completed and signed digitally?

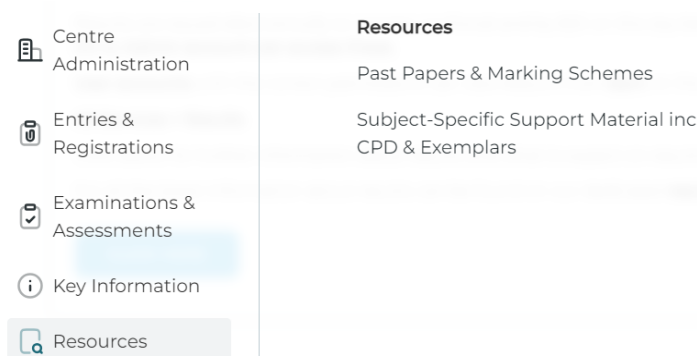
Yes, both handwritten and typed/digital signatures and forms are acceptable.

Should the Component 1 work be annotated?

Yes, as this enables the moderator to see how you have allocated marks.

Where can I find examples of work for Component 1?

Examples of work for each component are available on [Portal](#) under Resources > Subject Specific Support Material inc. CPD & Exemplar:



Filter the boxes as below to find all the recent CPD exemplar material.

Component 2

What are the arrangements for an examiner visit for Component 2?

To request an examiner visit for Component 2, please click on the link below and complete the form by 11th October, 2024

[Eduqas GCSE Drama Examiner Visit Form 2025](#)

Please note that centres who fail to submit this form by 11th October will be allocated a visiting examiner date. We will not accept requests to change this allocated date.

The Programme Proforma should be sent electronically or by post to your allocated examiner at least two weeks prior to your visit.

I have one candidate taking GCSE Drama – what are the options for taking Component 2?

It is possible to enter for GCSE Drama if you only have one candidate taking the qualification. For Component 2, as the minimum group size is two, the candidate can work with a non-assessed candidate, or a teacher. If your candidate wishes to work as a designer, non-assessed performers will have to perform the piece so that the design can be assessed in performance.

Can candidates perform a monologue for assessment in 2024?

No, the group sizes and timings for Component 2 have returned to those outlined in the specification

for assessment in 2025 (see page 14 of the specification).

One of my candidates is away from school unwell on the day of the Component 2 visiting exam – what are our options?

The absent candidate can be substituted on the day with another candidate or teacher who can then read the part of the absent candidate.

Please then complete a JCQ Form 10 which can be found at this link for all the candidates affected by the absence:

<https://www.jcq.org.uk/exams-office/access-arrangements-and-special-consideration/forms>

This form can then be e-mailed to:

specialrequirements@wjec.co.uk

If candidates exceed the time limit for the performance are penalties applied?

No penalties are to be applied for work which is less than the required minimum time. Furthermore penalties will not be applied if the time limit has been exceeded, however the examiner will stop examining after the time limit has passed.

What format should the recording of our Component 2 exam be in?

Files should be in MP4/MKV format and up to a maximum size of 600MB. Instructions on how to resize files can be found on the [e-submission page](#)

Where do I send the recording of our Component 2 exam?

This must now be uploaded to the Surpass system. Your Exams Officer will be able to access a circular nearer the time which contains instructions about using Surpass. Guidance is also available via our website, including a step-by-step video guide <https://www.edugas.co.uk/home/administration/e-submission/>

Can candidates play characters of a different gender?

It is not advisable to play a character of a different gender in a naturalistic style, e.g. for a boy to play the part of a mother, as this may disadvantage the learner in the application of physical and vocal skills. However, it is permitted to change the gender of a character, where this doesn't change the meaning of the text. Multi-roling, where this is a feature of the style of the piece, may also be used.

The extracts chosen to create the performance are slightly under or over ten minutes – is this OK?

Yes. The 'ten minute' extracts are an approximate guide for choosing performance pieces. All candidates must perform sections from both extracts. The timings for the performance for groups of actors as outlined on page 14 of the specification must be adhered to.

What are the criteria for contrasting texts for Component 2 and Component 3? Are penalties applied for not selecting contrasting texts for Components 2 and 3?

The texts chosen for Component 2 and Component 3 must be contrasting. The criteria for selecting appropriately contrasting texts are:

- The texts must be written by different playwrights.
- The texts must be from historically different time periods (i.e. written in different periods).
- The texts must contrast in theme.

A penalty of 5 marks will be applied to the assessment of Component 2 if the criteria for establishing an appropriately contrasting text are not adhered to.

Please see page 12 of the specification for further guidance regarding the specific texts.

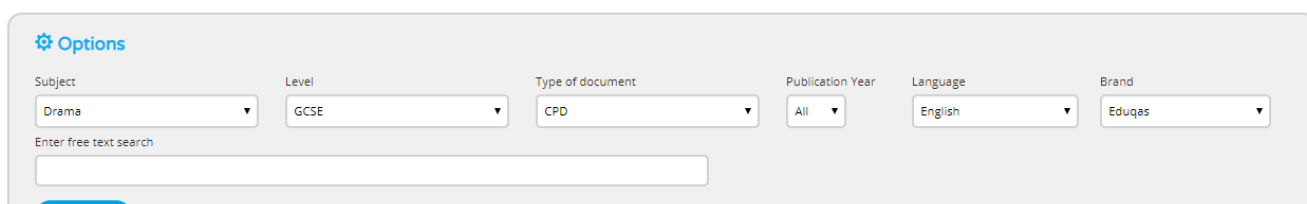
Can the Component 2 text be edited for performance?

Yes. Minor changes can be made to the text, although no new text can be added. For example:

- Minor characters may be removed.
- Some text can be cut.
- The text can be re-distributed to other characters if necessary.

Where can I find examples of work for Component 2?

Examples of work for each component are available on [Portal](#) under Resources > Subject Specific Support Material. Filter the boxes as below to find all the recent CPD exemplar material.



The screenshot shows a search filter interface titled 'Options'. It contains several dropdown menus and a text input field. The filters are: Subject (set to Drama), Level (set to GCSE), Type of document (set to CPD), Publication Year (set to All), Language (set to English), and Brand (set to Eduques). Below these is a text input field labeled 'Enter free text search'.

Does the examiner need to see the Artistic Intentions and Programme Proforma beforehand?

Yes, both should be sent to the examiner at least two weeks beforehand. The examiner will contact the centre in advance of the examination to discuss appropriate arrangements.

Do design candidates need to prepare a viva or any additional material for the visiting

examiner?

No. There are now separate Artistic Intentions Forms (see Component 2 forms on the website) for performing and design candidates. Design candidates can now include additional illustrative material with their Artistic Intentions. These may include:

- Lighting or sound plot and/or cue sheets
- Photographs of the design drawing attention to specific elements
- Design sketches

What does the visiting examiner need on the day?

The visiting examiner will need the:

- Centre Approval Form (the examination cannot start without this)
- Individual mark sheets (the centre will need to complete the necessary information beforehand)
- Running Order (with photographs of the candidates if possible)

All necessary documentation can be obtained from the website.

Component 3

Can candidates write a live theatre review for Section B on one of the set texts for Section A?

Yes, but candidates **must not** write a review on the set text which they have studied for Section A.

Can candidates review a production of a musical or pantomime for Section B?

Yes. However, if candidates are discussing voice, they should do so in terms of acting skills rather than discussing the quality of the voice only.

Where can I find past papers and mark schemes?

These can be found on the [Eduqas GCSE Drama Page](#) under the Past Papers tab.

Can candidates write a review of a digital version of a live production?

Yes. Centres should make every effort to provide candidates with the opportunity to see live theatre, however, if this is not possible, candidates can watch and review a digital version of live theatre. All centres are required to complete a Live Theatre Review Form, which can be found under the Component 3 Forms heading on the [Eduqas GCSE Drama Page](#)

Where should I send the Live Theatre Review?

This should be sent to drama@eduqas.co.uk by 31st May:

How much time should candidates spend on Sections A and B?

Candidates are advised to spend approximately 1 hour and 5 minutes on Section A and approximately 25 minutes on Section B.

Will there always be a choice of two questions in Section B?

Yes, there will always be a question which asks candidates to discuss a production in terms of acting, and one which asks candidates to discuss a production in terms of design.

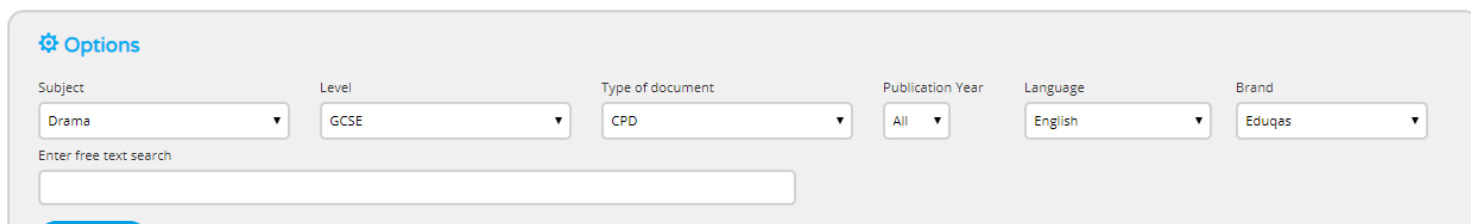
What is the largest tariff question in Section A?

Candidates will be asked a **series of questions** assessing knowledge and understanding of an extract from the set text (30 marks), and one question assessing knowledge and understanding of the wider text (15 marks). The highest tariff question will be 15 marks. Learners will always be guided by scaffolding sub-headings in larger tariff questions.

RESOURCES

Where are the CPD Materials for Drama?

The materials from recent CPD events are available on [Portal](#) under Resources > Subject Specific Support Material. Filter the boxes as below to find all the recent CPD material.



The screenshot shows a filter interface on a light grey background. At the top left is a blue gear icon followed by the word 'Options' in blue. Below this are six filter categories, each with a dropdown menu: 'Subject' (set to 'Drama'), 'Level' (set to 'GCSE'), 'Type of document' (set to 'CPD'), 'Publication Year' (set to 'All'), 'Language' (set to 'English'), and 'Brand' (set to 'Eduqas'). Below these filters is a search bar with the placeholder text 'Enter free text search' and a blue search button on the left.

Is exemplar work available for each component?

Yes, marked exemplar is available on Portal for each component.

What other resources are available?

We have a selection of digital resources available on our website which can be accessed at this link: [Digital Resources](#)

All Resources By Subject

Search Options

Subjects

Keywords

Tags

Search All > Drama > KS4




GCSE set text notes - for assessment from 2024

Drama



Set Text Notes and Classroom Activities for Component 3 Section

Drama



Exam walk through - GCSE Drama

Drama




GCSE Drama knowledge organisers

Drama



GCSE Drama

Drama



Thinking Tools

Drama

Are there any textbooks to support the delivery of the specification?

Yes, we have a resource book which is endorsed by WJEC. Details can be found on the [Eduqas Drama page](#)

Do you offer training for centres?

Yes. Details of upcoming courses can be found at the link below:

<https://www.eduqas.co.uk/home/professional-learning/>

If I have any more questions, who do I contact?

The Drama team will be happy to answer any queries you might have (see the Eduqas website for details).

For administration/entry queries please contact:

GCSE Admin Section

0290 265154

gcse@eduqas.co.uk

Entries

0290 265193

entries@eduqas.co.uk

For access arrangements please contact:

Special Requirements Section

029 2026 5155

specialrequirements@eduqas.co.uk

For all other subject queries please contact:

029 2240 4299

drama@eduqas.co.uk