



GEAR UP FOR EXAMS

IN ENGLAND



GEAR UP FOR EXAMS

GIVE IT YOUR ALL

FIND YOUR PATH



GET EXAM READY!

Find everything you need to know, from revision to results!



You'll find a range of useful information including articles, top tips, practical advice and much, much more. Check out the latest information and updates from our [Student Support webpage](#).



You can also get loads of useful information on our Instagram for learners.

FOLLOW US @EDUQASFORSTUDENTS



GET PREPARED

ADVANCE INFORMATION

We recognise that students will have missed out on valuable learning time and have produced Advance Information for the majority of our GCSE, AS and A levels for assessments in Summer 2022.

Advance Information will aid your revision, by guiding you on the content which will be covered in your exams. They can be accessed from the [following webpage](#).

Please note, following DfE decisions, Advance Information is not available for GCSE English Literature, GCSE History and GCSE Geography for the summer 2022 series. However, there is greater optionality within these subjects. You can find out more in our summary of assessment documents which are available on your [qualification webpage](#).

REVISE THE RIGHT WAY

For many students, this will be the first time you have sat external exams, and so you may not be familiar with the process of revision. To help you, we have a number of resources, blogs and guides to help your revision...



TOP 3 REVISION RESOURCES

Give your learning and revision plans a boost by checking out our range of FREE resources! Visit WWW.RESOURCES.EDUQAS.CO.UK.




BLENDED LEARNING MODULES

These resources split your qualification into manageable chunks, so you can focus your revision, particularly on areas you find more challenging.



EXAM WALK THROUGHS

Enter the exam hall with confidence, these resources offer hints and tips on how to effectively approach exam questions.



KNOWLEDGE ORGANISERS

These offer a quick reference tool for each topic, highlighting key words and sample questions to guide your revision.



REVISION TIPS


We understand that it's sometimes difficult to stay motivated when revising and during the exam season, however, our teams have created a bank of useful blogs to support you through this period:



Not sure on where to start when it comes to revision? Fear not, we have pulled together 9 easy steps to follow to get your revision off to a flying start! [VIEW BLOG](#)



Past papers will become your new best friend as you revise, understand how you can use these to guide your revision! [VIEW BLOG](#)



Understand the psychology behind revision, and what steps you can take so support your learning! [VIEW BLOG](#)

Remember, the exam season is a relatively short period of time, your hard work will pay off, and you can reward yourself afterwards!



HANDY REVISION LINKS & DOWNLOADS

We have produced additional tools to support your revision! These can be accessed for FREE using the links below:



EXAM TIMETABLE

Make sure you know the dates and times for your exams! [Download the latest timetable here.](#)



REVISION TIMETABLE TEMPLATE

Organise your revision with our timetable, give extra time for subjects you find particularly challenging. Don't forget to put in time for regular breaks!



FLASHCARDS

Test your knowledge either by yourself or with friends/family with [these handy flashcards!](#)



KEYWORD CHECKLIST

List those subject keywords and their definitions with our trusty template!




WELLBEING MATTERS

To help you stay positive and motivated, we've developed a range of blogs, articles and guides – you can find them all on [our website](#). These are jam-packed with tips and tricks to support you – and to help you progress to your next step. Here's just a few:



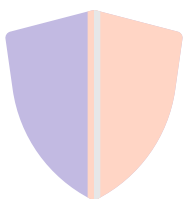
Your brain will be given a workout during the revision and exam period, but it's also important to stay physically active too! Find out why staying physically active will help your wellbeing and your exam preparation!

VIEW BLOG



We understand that preparing for exams can be stressful, however, we have pulled together a short guide on ways you can combat stress effectively!

VIEW BLOG



Protecting your mental health is extremely important to aid your wellbeing, and here are 10 practical steps you can apply today!

VIEW BLOG



ON EXAM DAY

All your hard work has been leading up to today - Exam Day. Make sure you plan ahead, know all the 'do's and don'ts', and are ready to give it your all. Good luck!

BE PREPARED

Make sure you are fully prepared for your exams and assessments, here are some important points you need to know and remember:

- Be on time! If you are late, your work may not be accepted
- Listen carefully to the instructions given by the invigilator
- Mobile phones and other electronic devices must not be taken into the examination room. This includes within any non-exam / controlled assessments you do
- No watches, including smart watches to be worn or taken into the examination room. This includes within any non-exam / controlled assessments you do
- Don't talk or try to disturb other candidates once the exam has started
- Don't leave the exam room until you have been given permission to do so
- Make sure you read [Information for Candidates](#) for all the guidance you need.



AFTER YOUR EXAM

Don't keep re-living the exam once it's over. Comparing answers on social media, or with your friends won't help in any way. You've done your best and can't change anything now.

It might be tempting to dive straight back into your revision notes for the next exam, but it's important to give your brain a break. Reward yourself by doing something non-exam related. Why not grab lunch with a friend? Have a kickabout in the park? Or listen to your favourite playlist?

THINK BEFORE YOU POST

There is no doubt that social media can be a great tool to help you revise and get prepared for your exams – but please stay within the rules!

- Be responsible – take extra care when discussing exams and assessments on social media, if you're in any doubt about what you can discuss or share – always check with your teacher.
- Be alert – if you come across assessment related material on social media, you must inform your teacher. The matter will then be reported and investigated.
- Be aware – make sure you know what constitutes malpractice and take the time to get to know the rules. Read this guide for '[Using social media and examinations](#)'



RESULTS DAYS

Your school or college will issue your results to you on these days:

AS/A LEVELS, LEVEL 3

**THURSDAY
AUGUST 18**

GCSES, LEVELS 1/2

**THURSDAY
AUGUST 25**

We will issue further guidance on what you need to know for results day a bit nearer the time - so watch this space and GOOD LUCK!

USEFUL REVISION LINKS

**BBC BITESIZE
THE STUDENT ROOM**

USEFUL WELLBEING LINKS

**MIND CYMRU
SAMARITANS
THE STUDENT ROOM**