


RESOURCES



SUMMARY

- New [subject web pages](#)
- [Guidance for teaching](#)
- [Lab book](#)
- Teacher/technician guidance for the specified practical work
- Updated revision guides
- New text books

- New Data Booklet
- Question bank
- Online examination review
- Easily contactable subject officer / subject support officer
- Email bulletins

Question Bank

www.wjec.co.uk/question-bank



QUALIFICATIONS TEACHERS EXAM OFFICERS APPOINTEES STUDENTS ABOUT US SHOP

QUESTION BANK

English / Cymraeg A- A+

Home > Question Bank

Find Question

Use the search options below to find questions you would like to add to your paper

Chemistry GCSE

SEARCH

0 question(s) selected

0 total mark(s)

My Paper

Showing results 1 to 5 of 138

Filtered by

Chemistry

GCE AS/A

1 2 3 4 5 6 7 ... 28

Chemistry (GCE AS/A) - Higher Tier

Autumn 2014 | Question 11 (1091/01)

10 Marks

ADD TO PAPER

The combustion of fossil fuels provides much of the energy we use today. Nonane, C_9H_{20} , is one of the compounds present in the fuel kerosene.

(a) (i) The equation for the combustion of nonane is given below.



Use the values given in the table to calculate the standard enthalpy of combustion of nonane.

Substance	Standard enthalpy of formation $\Delta H_f^\ominus / \text{kJ mol}^{-1}$

SHOW FULL QUESTION

VIEW MARKING SCHEME

VIEW EXAMINER'S COMMENTS

Tags

Enthalpy Of Combustion

Experimental Determination Of ΔH

Moles

Specific Heat Capacity

Chemistry (GCE AS/A) - Higher Tier

Autumn 2013 | Question 3 (1092/01)

1 Mark

ADD TO PAPER

Resources website

<http://resources.wjec.co.uk>



English || Cymraeg

[Home](#) [Find Resources](#) [News](#) [About us](#) [Contact us](#)

Enhancing learning, enabling achievement

WJEC Digital Educational Resources



Unlock
Classroom
Potential

Quick Search
Subject

-- select a subject --

Level

-- select a level --



Search >

These free digital resources support the teaching and learning of subjects offered by WJEC. Teachers will need to determine how they utilise the resources in the classroom to ensure their greatest effect. If you have feedback regarding any of the resources or if you have any specific requirements, please [contact us](#).

“

WJEC website has a range of excellent resources which can be used effectively as stand-alone lessons or incorporated into a larger scheme of work - *Gavin Browning, Connah's Quay High School.*


”

Latest Resources



Online Examination Review (OER)


<http://oer.wjec.co.uk>

English || Cymraeg

HomeFindNewsAbout usContact

Online Exam Review

WJEC OER Website



Information
for
teachers

Quick Search

Subject
-- select a subject --

Level
-- select a level --

Search >

Welcome to the WJEC's Online Exam Review website. Here you will find a collection of interactive units that bring together a number of elements including general data, exam questions, their marking schemes and examiner comments, which will lead you through a review of exam questions.


Over time, the site will build into a comprehensive database of units focusing on each summer's exam session.

If you have any feedback regarding any of the reviews then please feel free to contact us, and we will send your comments on to the relevant subject officer.

Please Note - We are in the process of populating the site with the Summer 2014 GCSE and GCE Exam Review units. The main subject pages of the WJEC website will give you more detail on when specific subject materials will become available.

Online results analysis

<https://www.wjecservices.co.uk>



Useful links: [WJEC](#) | [EDUQAS](#) | [WJEC Online Exam Review](#) | [WJEC Resources](#)

[Walled Garden](#)
[Print Results](#)
[F A Q](#)
[Resources](#)
[PDF Download](#)
[Question Paper Download](#)
[Past Papers Marking Schemes](#)
[Circulars](#)
[Item Level Data](#)
[Online Entries / Amendments](#)
[Late Cash-ins](#)
[Welsh Bac Administration](#)
[Entry Upload](#)
[Preliminary Entries](#)
[Results File Download](#)
[Post-Results Services](#)
[Stationery Requirements](#)

File Download - Item Level Data

For Centre

[Item Level Summary \(Candidates\)](#)[Centre Performance in Context](#)[View Grade Boundaries](#)

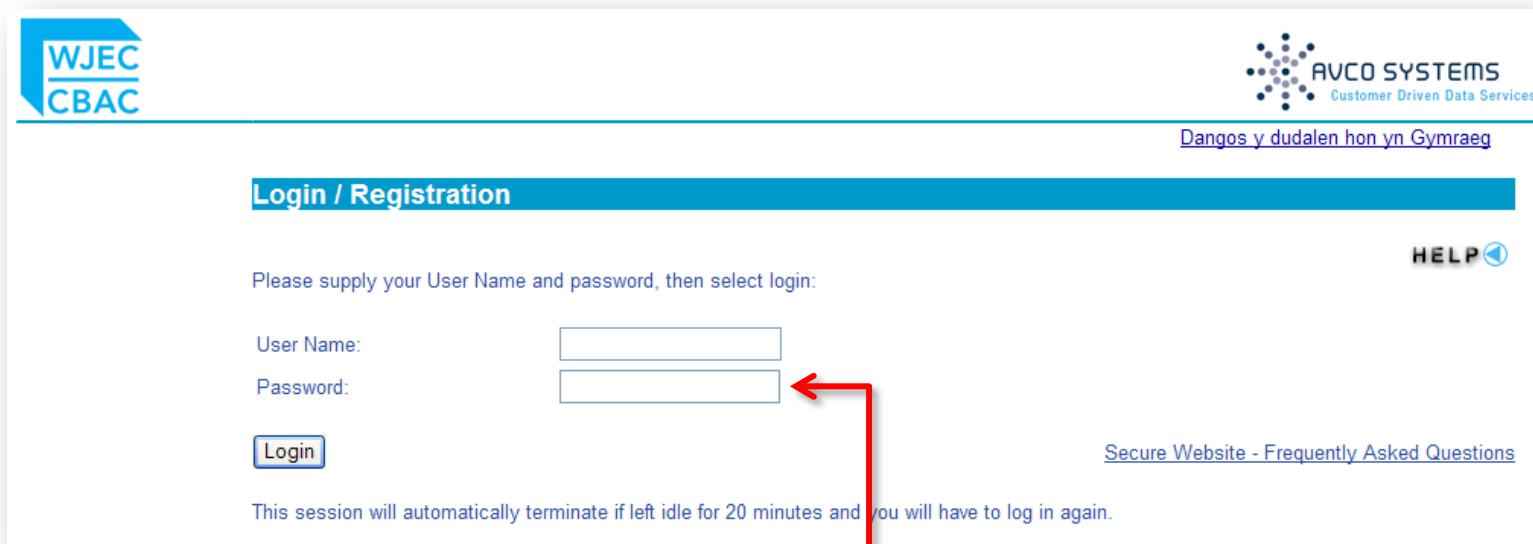
[Component Marks](#)

Please select a file to download

Filename	Date (dd/mm/yyyy)	Description
Click one of the filenames above to download the relevant file.		

Access to Item Level Data

First you will need to navigate to the WJEC secure website (www.wjecservices.co.uk or from a link on the public website), and then login.

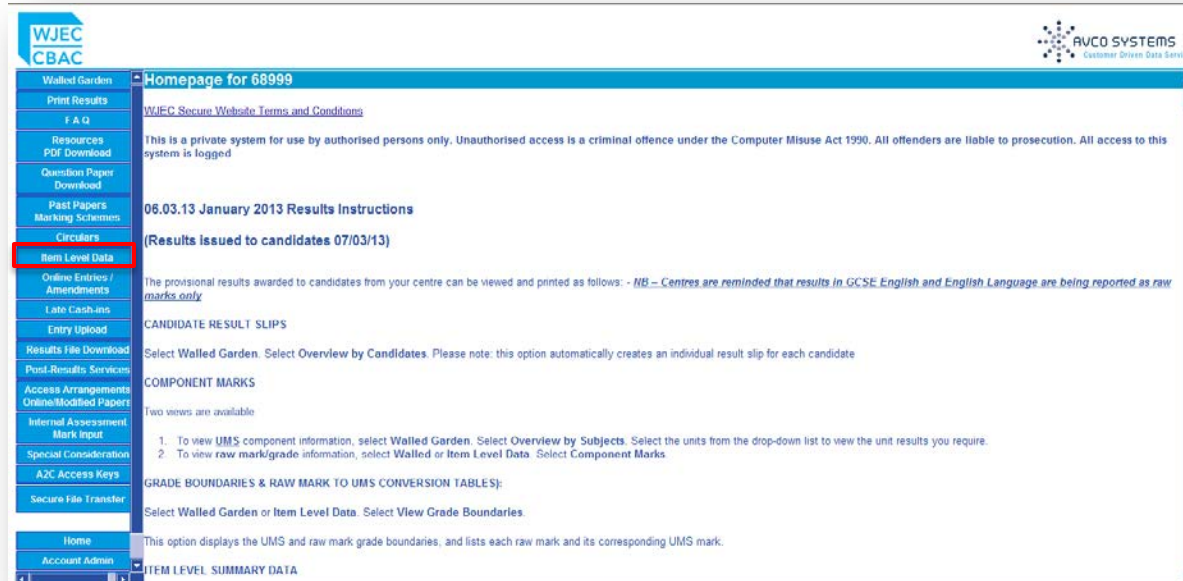


The screenshot shows the WJEC CBAC login page. At the top left is the WJEC CBAC logo. At the top right is the AVCO SYSTEMS logo with the tagline 'Customer Driven Data Services'. Below the AVCO SYSTEMS logo is a link: 'Dangos y dudalen hon yn Gymraeg'. The main heading is 'Login / Registration'. Below this is a 'HELP' link with a question mark icon. The text 'Please supply your User Name and password, then select login:' is followed by two input fields: 'User Name:' and 'Password:'. A red arrow points to the 'Password:' field. Below the input fields is a 'Login' button. At the bottom, there is a link: 'Secure Website - Frequently Asked Questions' and a note: 'This session will automatically terminate if left idle for 20 minutes and you will have to log in again.'

See your examinations officer for a password.
(The password is for staff use only and should not be shared with anyone).

Access to Item Level Data

A window similar to that below will open

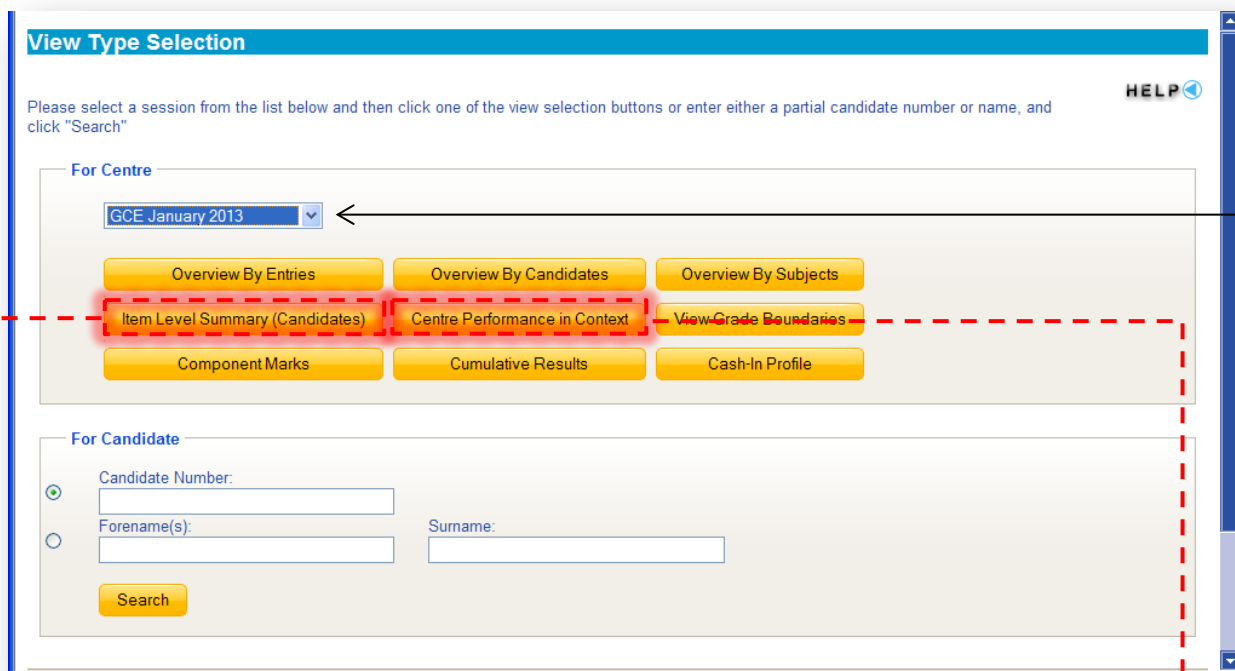


Mouse click the 'Item Level Data' button.

Item Level Data

A new window will open.

There are two 'buttons' that give access to item level data:

A screenshot of a web application window titled 'View Type Selection'. The window has a blue header bar with the title. Below the header, there is a 'HELP' link with a right-pointing arrow. The main content area is divided into two sections: 'For Centre' and 'For Candidate'. The 'For Centre' section contains a dropdown menu currently showing 'GCE January 2013' with a left-pointing arrow to its right. Below this are two rows of yellow buttons. The first row contains 'Overview By Entries', 'Overview By Candidates', and 'Overview By Subjects'. The second row contains 'Item Level Summary (Candidates)', 'Centre Performance in Context', and 'View Grade Boundaries'. The 'For Candidate' section has a radio button selected next to 'Candidate Number:', followed by a text input field. Below that is a radio button next to 'Forename(s):', followed by a text input field, and a 'Surname:' label followed by a text input field. At the bottom of this section is a yellow 'Search' button. A red dashed line outlines the 'For Centre' section and the 'For Candidate' section. A red dashed line also points from the 'Item Level Summary (Candidates)' button to a label at the bottom of the slide.


Choose a series from the 'drop-down' menu.

Item Level Summary (Candidates)

Centre Performance in Context

Item Level Summary (Candidates)

[DOWNLOAD DATA](#)



- Walled Garden
- Print Results
- F A Q
- Resources PDF Download
- Question Paper Download
- Past Papers Marking Schemes
- Circulars
- Item Level Data
- Online Entries / Amendments
- Late Cash-ins
- Entry Upload
- Results File Download
- Post-Results Services
- Access Arrangements Online/Modified Papers
- GCE English Nominated Texts
- Internal Assessment Mark Input
- Special Consideration
- A2C Access Keys
- Secure File Transfer

<<<< Go Back

Please use the left and right arrows below to navigate between subjects or use the search box

4231 - GEOGRAPHY (A) UNIT 1

1 of 10 100% Find Next Selected

Analysis of Candidate Performance GCSE Summer 2011

The item level marks used in the item level analysis and reported for each candidate are will not include any changes made as a result of a remark; neither will they include character script check that takes place prior to the issue of results. The information is provided as an individual candidate's performance

Centre: TEST CENTRE

Subject: 4231 GEOGRAPHY (A) UNIT 1

Paper: 01 THEORY FOUNDATION


Click on candidate's name to compare his / her performance with other candidates in centre and overall.

Candidate Details	Question	Raw Mark	Max Mark
6013 SURNAME:FORENAME	1	05	15
	2	07	15
	3	10	15
	4	06	15
	5	07	15
	6	06	15
6061 SURNAME:FORENAME	1	05	15
	2	10	15

Question	Raw Mark	Max Mark
1	05	15
2	07	15
3	10	15
4	06	15
5	07	15
6	06	15

For each unit a candidate has sat, the mark achieved on each item is given.

Item Level Summary (Candidates)



- Walled Garden
- Print Results
- FAQ
- Resources
- PDF Download
- Question Paper Download
- Past Papers
- Marking Schemes
- Circulars
- Item Level Data
- Online Entries / Amendments
- Late Cash-ins
- Entry Upload
- Results File Download
- Post-Results Services
- Access Arrangements
- Online/Modified Papers
- GCE English Nominated Texts
- Internal Assessment Mark Input
- Special Consideration
- A2C Access Keys
- Secure File Transfer

[DOWNLOAD DATA](#)

<<<<< Go Back

Please use the left and right arrows below to navigate between subjects or use the dropdown box to navigate straight to a subject.

4231 - GEOGRAPHY (A) UNIT 1

1 of 10
100%
Find | Next
Select a format
Export

Analysis of Candidate Performance GCSE Summer 2011

The item level marks used in the item level analysis and reported for each candidate are those submitted by the examiner at the time of marking. They will not include any changes made as a result of a remark; neither will they include changes made as a result of errors discovered during the internal script check that takes place prior to the issue of results. The information is provided as a teaching aid, and is not intended as a device for scrutinising an individual candidate's performance



Centre: TEST CENTRE
Subject: 4231 GEOGRAPHY (A) UNIT 1
Paper: 01 THEORY FOUNDATION

Click on candidate's name to compare his / her performance with other candidates in centre and overall.

Candidate Details	Question	Raw Mark	Max Mark
6013 SURNAME:FORENAME			
	1	05	15
	2	07	15
	3	10	15
	4	06	15
	5	07	15
	6	06	15
6061 SURNAME:FORENAME			
	1	05	15
	2	10	15

Click the 'DOWNLOAD DATA' icon for a complete set of candidate data that can be viewed and manipulated as a spread sheet

Item Level Summary (Candidates)

[Walled Garden](#)
[Print Results](#)
[FAQ](#)
[Resources PDF Download](#)
[Question Paper Download](#)
[Past Papers Marking Schemes](#)
[Circulars](#)
[Item Level Data](#)
[Online Entries / Amendments](#)
[Late Cash-ins](#)
[Entry Upload](#)
[Results File Download](#)
[Post-Results Services](#)
[Access Arrangements Online/Modified Papers](#)
[Internal Assessment Mark Input](#)
[Special Consideration](#)
[A2C Access Keys](#)
[Secure File Transfer](#)
[Home](#)
[Account Admin](#)

[<<<< Go Back](#)

Please use the left and right arrows below to navigate between subjects or use the dropdown box to navigate straight to a subject.

Select All Subjects

1 of 224
100%
Find | Next
Select a format
Export

[DOWNLOAD DATA](#)

Analysis of Candidate Performance GCSE Summer 2011

Centre: TEST CENTRE
Subject: 150 ENGLISH
Paper: 01 PAPER 1 FOUNDATION

Click on candidate's name to compare his / her performance with other candidates in centre and overall.

Candidate Details	Question	Mark
5890 SURNAME:FORENAME		
	Section A	27
	Section B	19
5892 SURNAME:FORENAME		
	Section A	20
	Section B	22
5893 SURNAME:FORENAME		
	Section A	13
	Section B	9
5897 SURNAME:FORENAME		
	Section A	18
	Section B	21
5898 SURNAME:FORENAME		
	Section A	15

Click the candidate's name to compare his/her performance with other candidates in the centre and overall as a report.

Item Level Summary (Candidates)

The report shows:

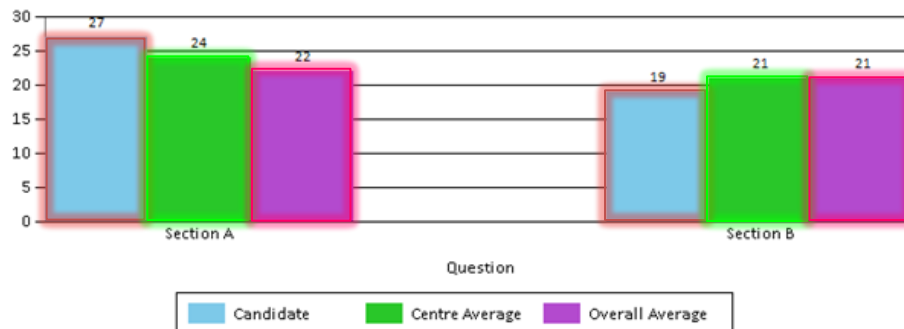
- Mark achieved by candidate
- Average mark achieved by centre
- Average mark achieved for all candidates entered with WJEC

Question Details

CENTRE: 68999 TEST CENTRE
 CANDIDATE: 5890 SURNAME:FORENAME
 SUBJECT: 150 ENGLISH
 OPTION: 01 FOUNDATION (G-C)
 TOTAL MARK: 0198 EST GRADE: E ACTUAL GRADE: E Sex: M Date of Birth: 26/11/94
 PAPER: 01 PAPER 1 FOUNDATION

Question Title	Mark / Max Mark	Centre Average	Overall Average
Section A	27/40	24/40	22/40
Section B	19/40	21/40	21/40

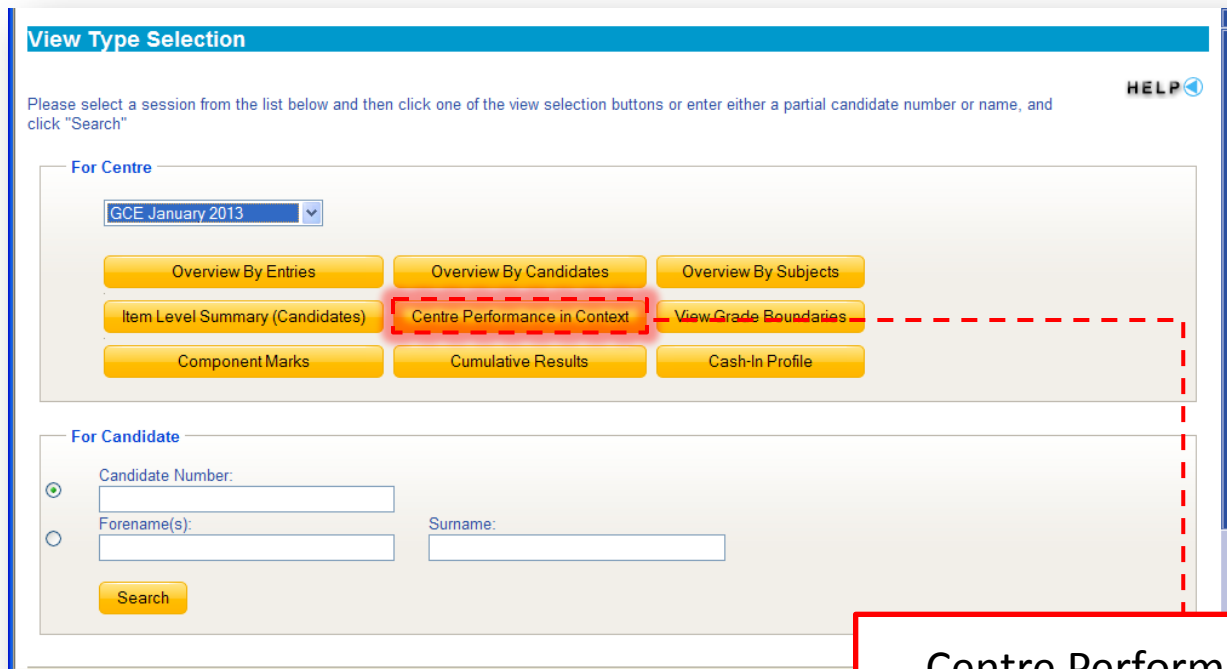
Candidate performance against centre and WJEC entries



The item level marks used in the item level analysis and reported for each candidate are those submitted by the examiner at the time of marking. They will not include any changes made as a result of a remark; neither will they include changes made as a result of errors discovered during the internal script check that takes place prior to the issue of results. The information is provided as a teaching aid, and is not intended as a device for scrutinising an individual candidate's performance

Centre Performance in Context

To see how your centre performed, relative to other centres with WJEC, the Centre Performance in Context should be selected:


A screenshot of the 'View Type Selection' web interface. The page has a blue header with the title 'View Type Selection' and a 'HELP' link. Below the header, a message instructs the user to select a session and then click a view selection button or enter a candidate number/name and click 'Search'. The interface is divided into two main sections: 'For Centre' and 'For Candidate'. The 'For Centre' section includes a dropdown menu for 'GCE January 2013' and a grid of nine yellow buttons: 'Overview By Entries', 'Overview By Candidates', 'Overview By Subjects', 'Item Level Summary (Candidates)', 'Centre Performance in Context' (highlighted with a red dashed box), 'View Grade Boundaries', 'Component Marks', 'Cumulative Results', and 'Cash-In Profile'. The 'For Candidate' section has radio buttons for 'Candidate Number' (selected) and 'Forename(s) Surname', with corresponding input fields and a 'Search' button. A red dashed line runs vertically from the 'View Grade Boundaries' button down to the bottom of the page. A red rectangular box at the bottom right of the image contains the text 'Centre Performance in Context'.


Centre Performance in Context

Centre Performance in Context

[Click here](#) for guidance notes on using this data.

Please use the left and right arrows below to navigate between subjects or use the dropdown box to navigate straight to a subject.

Select All Subjects 

1 of 44 100% Find | Next Select a format Export 

Item Level Analysis GCSE Summer 2011

CENTRE: 68999 TEST CENTRE

SUBJECT: 150 ENGLISH | PAPER: 01 PAPER 1 FOUNDATION

TOTAL CANDS: 111 (62056)

TOTAL MALES: 78 (37790)

TOTAL FEMALES: 33 (24252)

CENTRE STATISTICS compared with ALL Centre Statistics (Shown in brackets)

Question	Max Mark	MEAN						FACILITY FACTOR										ATTEMPT													
		All Cands		Male		Female		All Cands		Rank Order		Male		Rank Order		Female		Rank Order		All Cands				Male				Female			
Section A	40	23.7	(21.6)	22.7	(20.9)	25.8	(22.8)	59.3%	(54.0%)	1	(1)	56.8%	(52.3%)	1	(1)	64.5%	(57.0%)	1	(1)	110	(62032)	99.0%	(99.0%)	77	(37772)	98.0%	(99.0%)	33	(24246)	100.0%	(99.0%)
Section B	40	21.3	(21.3)	20.1	(20.5)	24.2	(22.4)	53.3%	(53.3%)	2	(2)	50.3%	(51.2%)	2	(2)	60.5%	(56.0%)	2	(2)	109	(61632)	98.0%	(99.0%)	76	(37470)	97.0%	(99.0%)	33	(24148)	100.0%	(99.0%)

The item level marks used in the item level analysis and reported for each candidate are those submitted by the examiner at the time of marking. They will not include any changes made as a result of a remark; neither will they include changes made as a result of errors discovered during the internal script check that takes place prior to the issue of results. The information is provided as a teaching aid, and is not intended as a device for scrutinising an individual candidate's performance

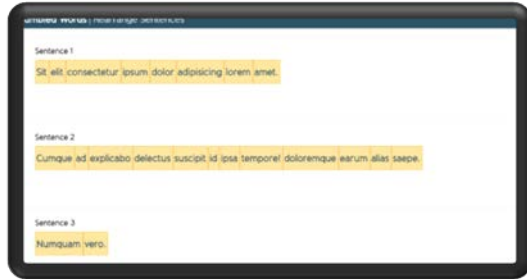
This gives (for each item) the **mean**, **facility factor** and **attempt %**, for all candidates as well as males and females separately.

Using the Item Level Data

- Take ownership – it's **YOUR** data.
- Understand what your data is telling you about your centre.
- Make decisions or recommendations within your centres based on the data evidence.
- Identify the accessible and challenging questions for your centre and address them.

Language tools

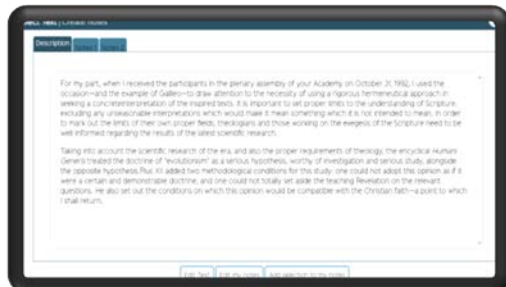
Jumbled words



Hide the word



Create notes



Jumbled paragraph




Hide the word



Create notes



Other Level 3 qualifications



- Level 3 Environmental Science
(Diploma & Extended diploma)
- Level 3 Medical Science
(Diploma & Certificate)
- Please contact llinos.wood@wjec.co.uk



Environmental Science

Friday 4 November – Cardiff

Thursday 10 November – Llandudno

Medical Science

Thursday 3 November – Cardiff

Wednesday 9 November – Llandudno

GCSE Science suite

Tuesday 28 February – Llanelli


Thursday 2 March – Treforest

Monday 6 March – Cardiff

Wednesday 8 March – Mold

Thursday 9 March – Caernarfon

Level 3 Extended Project Qualification



Level 3 Extended Project Qualification

WJEC Entry Code: 9500 03 / Guided Learning Hours: 120GLH

The qualification provides students with an opportunity to carry out an in-depth project based on a personal interest, or on an academic topic – perhaps an aspect of one of their GCE / Level 3 subjects, or one they may wish to study at university.

- Level 3 stand-alone qualification
- Internally assessed and externally moderated
- Worth half an A level (50%) in UCAS points (AS level qualification worth 40%)
- May provide a useful complement or alternative to AS entry in England

Contact Details

Glenda Kinsey

Extended Project Qualification manager

02920 265348

Glenda.kinsey@wjec.co.uk

Tania Lucas

Subject Support Officer

02920 265343

Tania.lucas@wjec.co.uk

For further details, please visit the [Extended Project](#) web page on the WJEC website.

BUILD YOUR KNOWLEDGE,
BROADEN YOUR UNDERSTANDING...

BECOME AN EXAMINER
WITH WJEC.

- ▶ Gain insight into the teaching and assessment of our qualifications
- ▶ Expand your understanding of the mark scheme
- ▶ Inspire new teaching methods
- ▶ Increase your awareness of the common mistakes made by students
- ▶ Enhance your professional development



5 reasons to become an examiner

- ✓ Greater insight into the teaching and assessment of our qualifications
- ✓ Broader understanding of the mark scheme
- ✓ Professional development
- ✓ Increased awareness of common exam pitfalls
- ✓ Income boost

WJEC is a leading provider of qualifications and support for teachers and students. We ensure that all our examiners receive extensive training and support.

If you have any enquiries please contact the Online Application Support Team on application.support@wjec.co.uk or telephone number: 029 20 265457



Apply

Apply to be an examiner

Log in

[Forgotten username](#)

[Forgotten password](#)



Helpline - If you require assistance in completing this application or need to report a technical issue, please contact the Online Application Support Team on application.support@wjec.co.uk or telephone number: 029 20 265457. You may save this application by logging out at any time; simply log back into the website at another time to complete the process. By continuing to use our site, you are agreeing for us to set a small number of cookies.

WE LOOK FORWARD TO WORKING WITH YOU

Any Questions?

